

ACCESSING I-READY THROUGH CLEVER DURING SUMMER BREAK



1

Go to: <https://www.clever.com>

Select “*Log in as Student*”



Log In as a student

2

Type in *School Name* and/or Click *District Username/Password*

Log in

Search for your school

School name
Miami Arts
MIAMI ARTS STUDIO 6-12 @ZELDA
Miami Dade County Public Schools, FL
SPORTS LEADERSHIP ARTS MGMT
CH
Miami Dade County Public Schools, FL
LANGUAGE ARTS
Miami Dade County Public Schools, FL

Clever



Clever badge log in

Parent/guardian log in

District admin log in

Miami Dade County Public Schools

Not your district?

District Username/Password

Having trouble?

http://passwordreset.dadeschools.net/Help_Site/get_help_f2

Or [get help logging in](#)

Clever




Clever badge log in

District admin log in

3

Type in *Portal Username/Password*

Click on the *i-Ready Icon*



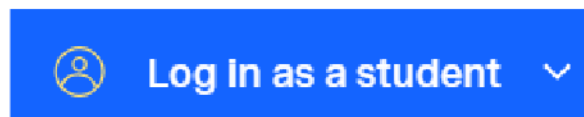
ACCESO A I-READY USANDO CLEVER DURANTE LAS VACACIONES DE VERANO



1

Entre en: <https://www.clever.com>

Seleccione: **“Log in as Student”**



2

Escriba el nombre de la escuela o seleccione:
Distrito “Username/Password”

Log in

Search for your school

School name
Miami Arts
MIAMI ARTS STUDIO 6-12 @ZELDA
Miami Dade County Public Schools, FL
SPORTS LEADERSHIP ARTS MGMT
CH
Miami Dade County Public Schools, FL
LANGUAGE ARTS
Miami Dade County Public Schools, FL

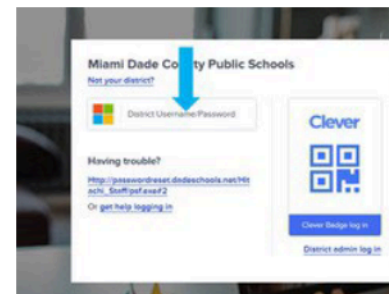
Clever



Clever badge log in

Parent/guardian log in

District admin log in



3

Entre el **“Username/Password”** del **Portal**
Haga clic en el **icono** de **i-Ready**

